



EKLAVYA SAMACHARA

email: contact@eklavyaearlyyears.com

website: www eklavyaearlyyears.com

March-April 2026

EKLAVYA EARLY YEARS

Vol. 3 / Sr. 9-10

FORTHCOMING EVENTS

PG and Class 1 join:	3 June
Kg joins:	10 June
Muharram:	26 June
Home Visits: (PG, CI 1)	20 June
(Kg1, Kg2, Kg 3)	27 June

ANNOUNCEMENTS

Parents' Workshop Dates:

Sat, 6 June	10:00am - 11:00am (PG and Class 1 only)
Sat, 13 June	10:00am - 11:00am (Kg1, Kg2, Kg3 only)

Home Visits:

- Please make a note of your child's Home Visit date and time carefully when it is intimated to you.
- Please note that requests to change the Home Visit date and timings will be extremely difficult to accommodate as the educators have fixed slots on specific routes.
- Please ensure that all members of the family who live in the same household as the child are present for the Home Visit.
- Please dress appropriately and simply for the Home Visit. Avoid wearing shorts during the Home Visit.
- Please do not offer any food and beverages except water to the educators. Let us concentrate all our efforts towards the child during the Home Visit, and not spend a moment talking about snacks or drinks.
- Please share freely with your child's Class Teacher about your child. Please think of some insightful anecdotes about your child to share with her Class Teacher. Home Visits help the teacher learn a lot about the child at the beginning of the year. The more you share, the better we can support your child at school.
- We look forward to enriching, insightful and collaborative Home Visits with all our parents.

FOUNDERS' NOTE

Namaste Eklavya family.

The new academic year has begun! Having welcomed many more families to Eklavya, we are excited to grow Eklavya into a thriving child-centred learning environment. The campus is alive with the sweet chirping of the children and we can observe a lot of enthusiasm and vigour in our educators too as they interact with the little ones.

Home Visits – an important pillar of our pedagogy will begin soon. We appreciate all our parents for taking the time out to meet with the Class Teachers. We are sure that these visits will help the educators better guide and support our children throughout the year. Please also adhere to our policy of not offering our educators any food or drink besides water, and to ensure that all family members who stay with the child are present during the Home Visit.

We look forward to yet another enriching year ahead with our children and educators. With Class 1, we start our Junior School and with it take first steps to fulfilling the goal of having a full-fledged Toddlers to Class 12 school. We look forward to your continued support in Eklavya's mission to provide high quality education with the core premise that each child is unique with inborn gifts and talents, and the role of the school is to help the child discover and develop her talents by focusing individually on her, and not in a "mass production manner".

Warm regards,

Niyati & Siddharth Handa

Co Founders, Eklavya Early Years

Important Events & Celebrations

Artzopia Eklavya Festival: On 8 March 2026, Eklavya hosted its first ever Artzopia Eklavya Festival. Artzopia is a child-centric day-long festival with an array of different activities and workshops for children focused on different types of art. This year, we had experts in pottery, music, Gond Art, Theatre, etc, and also had beautiful movie Screenings ('Piper' and 'The Snowman!') Children and parents also enjoyed an exciting Flash Jam and relished the delicious food from Rameshwaram Cafe.



An enthralled audience



Origami masters



Learning to harmonize



Deep concentration



Pounding flowers



Messy art



Enjoying hand printing



Storytelling



Beautiful flower art



Learning Gond Art



Making aeroplanes out of sticks



Mummas and their children



Pretend play at its best



Little hands



For the joy of painting





A quick artistic break



Let's shape it together

12 March, Sensorial Day: Children of TG, PG and KG celebrated Sensorial Day by making beautiful flower garlands, smelling different types of ingredients such as ajwain, cinnamon etc, learning to play jal tarang, xylophone, a storm drum, etc. Kg children also explored shadow play using unit blocks. Finally, PG and TG children enjoyed the texture trail created with different materials such as marbles, dried and crunchy leaves, wet sponges, etc.









27 March, Dirty Day: All children enjoyed an exhilarating muddy and messy Dirty Day this month. They played with mud to their heart's content and enjoyed putting it all over their bodies. They squealed with joy when they felt the squishy mud between their fingers and then looked positively thrilled when they realised that they could put it all over themselves without anyone telling them not to. Dirty Day is a sensorial experience like no other. Children experience unbridled freedom and a deep sense of calm when they play with mud. They also foster a strong relationship with nature when they experience the joy of being a part of it.







30 March, Van Gogh's Birthday: PG and Kg children celebrated Vincent Van Gogh's Birthday by learning about his works and artistic style, and recreating his work. PG and Kg1 recreated Van Gogh's 'Almond Blossoms' in groups. First, they painted their papers turquoise blue and then recreated the beautiful, delicate almond blossoms using ear buds. Kg2 and Kg3 children tried their hand at Still Life Painting by drawing and painting a vase or vibrant, cheerful sunflowers. All children expressed their artistic and creative side through these activities and learnt a lot about impressionist paintings. Kg children also coloured Van Gogh's 'A bedroom' and 'Sunflowers' colouring worksheets.



1 April, Toy Making Day: Kg2 and Kg3 children celebrated Toy Making Day by first learning three different types of moving toys in school, and then presenting their toys (made at home) to all their friends, teachers, etc. Children presented their toy and how it works beautifully and confidently. They even taught their younger friends how to make them. All the children were fascinated by the toys and were excitedly playing with them.







3 April, Kg3 Graduation: Eklavya organised a simple graduation ceremony for students of Kg3 who will now be entering Class 1 (Junior School). The passage from preschool to junior school is a momentous occasion, signalling the end of one plane of childhood and the start of a beautiful new stage, where children are more drawn to intellectual curiosity, logical questioning, abstract thought and issues of morality and fairness. First we had a Circle Time where all the Kg children shared beautifully about their Kg3 friends, describing moments over the last year when a Kg3 friend helped them or played with them. Next, Siddharth Sir awarded each child a Graduation certificate. Finally, all the children were shown the new Class 1 classroom, art room, science lab, etc.



Curriculum

Practical Life Skills: Washing Handkerchief - PG Children learnt how to wash their handkerchiefs this month. They were diligent in their efforts to scrub the handkerchiefs clean and then very meticulously hung them out to dry on a drying rack.



Tie & Dye: Kg children learnt how the Japanese tie and dye technique, Shibori, this month in a special workshop with Mr Paresh Patel. Paresh sir first showed the children different types of designs and patterns that could be created with tie and dye. Then the children took pre-tied handkerchief sized cloths and learnt to soak it in the water, wring it and dip it multiple times in the indigo dye. Children were fascinated to see that after dipping the cloth in indigo dye, it did not immediately turn blue. In fact it came out green and then through the process of oxidation, it turned blue. When educators asked children to think about why it turned blue after a little while, children put their thinking hats on and eventually figured out that it was due to the presence of air. In this way, children learnt about the process of oxidation as a concrete, sensorial experience rather than as a theoretical scientific concept. After leaving the dyed cloth for a few minutes to dry, children then began the process of untying it. This was a difficult fine motor skills exercise as the cloth was tied tight and the string was thin. When the cloth was finally untied, children were mesmerised by the beautiful patterns that emerged and were excited to compare the different shades of indigo that each of them had on their handkerchief.




Sensorial: Tasting Fruits - Children of PG enjoyed learning about and tasting lots of new fruits this month. They smelled all the fruits, observed the seeds, colours and textures of each one and were very excited to try them. Although some fruits were new for a few children, they were not hesitant to try them and in fact relished the sweetness, tartness and juiciness of each fruit happily.



Fancy Dress Presentation: Children of TG, PG, KgA and KgB dressed up as their favourite toy or character from their favourite book as part of the fancy dress presentation. Children carried their costumes very well and delivered their lines with confidence, poise and grace.







Class Party: On 30 March, children of PG and KG had a Class Party. Children relished the delicious food sent by parents and the gulab jamuns made by the educators. They were eager to try each others' food and excited to point out which dish their parents had made.



Block Room: Kg3 children enjoyed working with Froebel Gift 3 this month. Froebel Gift 3 is more than just a toy - it is a thinking tool. It serves as the foundation for maths, design, logic, and creativity, all through play.



Summer Daycare: Daycare children enjoyed many activities this summer ranging from art activities such as flower rangoli and cotton pasting to fine motor skills activities such as removing rubber bands from water using a thin stick. They also worked with block room games including the Crazy Blocks, Froebel gift 3 etc, read a lot of books, played hopscotch and other gross motor games, and enjoyed science experiments such as the water-pepper-soap experiment.



Summer Camp

Summer Camp: We hosted many children aged 2-6 years for a week-long summer camp this April from 20 April to 25 April. Children enjoyed an array of activities ranging from print making to science experiments to cognitive activities.







Professional Development

Field Visit to Apalogy Studio: Educators visited Apalogy Art Studio on 29 April to explore and learn more about cartoon and caricature drawing. Apalogy Art Studio houses the works of cartoonist Paul Fernandes who created hilarious and nostalgic watercolour paintings of Bengaluru in the swinging 70s.

Reflections:

- I really look forward to outings like this. Every outing Eklavya plans is quite unique, which gives a different experience. - Yashashwini Ma'am*
- The artworks made from leaves, dried seeds, and fruits beautifully turned to ants, snails, birds were truly innovative. This idea was great and I would love to try such eco-friendly art activities in our school. - Yashashwini Ma'am*
- मैंने सीखा कि हम अपने आस-पास की साधारण चीजों का उपयोग करके भी रचनात्मक और सुंदर कार्य कर सकते हैं। - रीनू मैम*
- I saw how Bangalore was shining in the 1970s. It was calm and beautiful. Now it is called Silicon city and one painting showed 'sillycon' city because of the busy life of today. - Mangala Ma'am*
- I felt like a child at a carnival once I stepped in – it was full of fun and quirky Bangalore sketches, paintings, posters and tons of merchandise based on Paul Fernandes' illustrations. - Akshata Ma'am*



Housekeeping HRD: For the last Housekeeping HRD for the academic year 2025-26, housekeeping didis enjoyed a wonder-filled science experiments session. From learning about surface tension through an experiment to learning about acids and bases using a natural pH indicator like turmeric via magic painting, our housekeeping didis were full of curiosity and child-like wonder. What made us happier was that many of them took their learning home and did these activities, especially the magic painting, with their children.



Ice cream and origami: Educators, housekeeping didis and driver bhaiyas enjoyed a small ice cream party on a hot summer day this month. But before receiving the delicious ice cream, each of them had to complete making an origami tortoise. The atmosphere was rife with excitement and laughter as everyone tried to figure out how to make the tortoise as quickly as possible.



Special Tie & Dye Workshop with Mr Paresh Patel: Educators and Housekeeping didis enjoyed learning the Japanese Shibori technique of Tie & Dye with natural, organic Indigo dye. Both educators and Housekeeping didis tied and dyed white cotton dupattas with a little guidance from facilitator and expert, Mr Paresh Patel. Each dupatta was unique and there was incredible excitement and joy in the air when finally the dupattas were untied to reveal the design.

